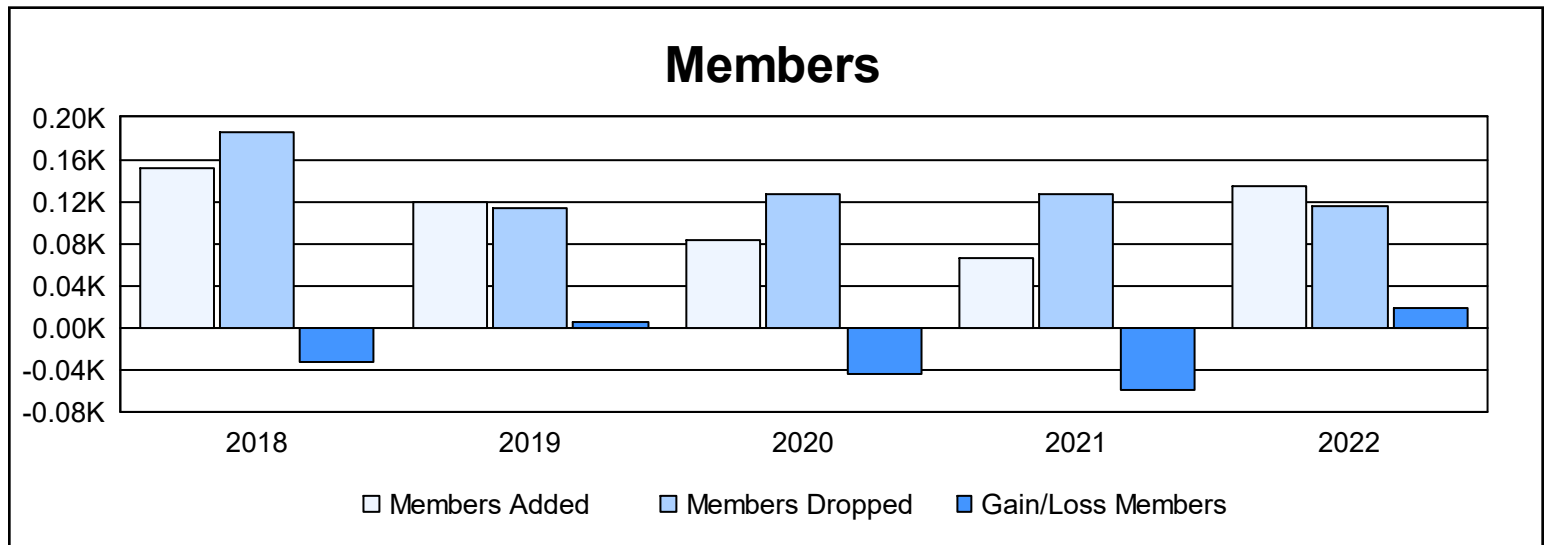
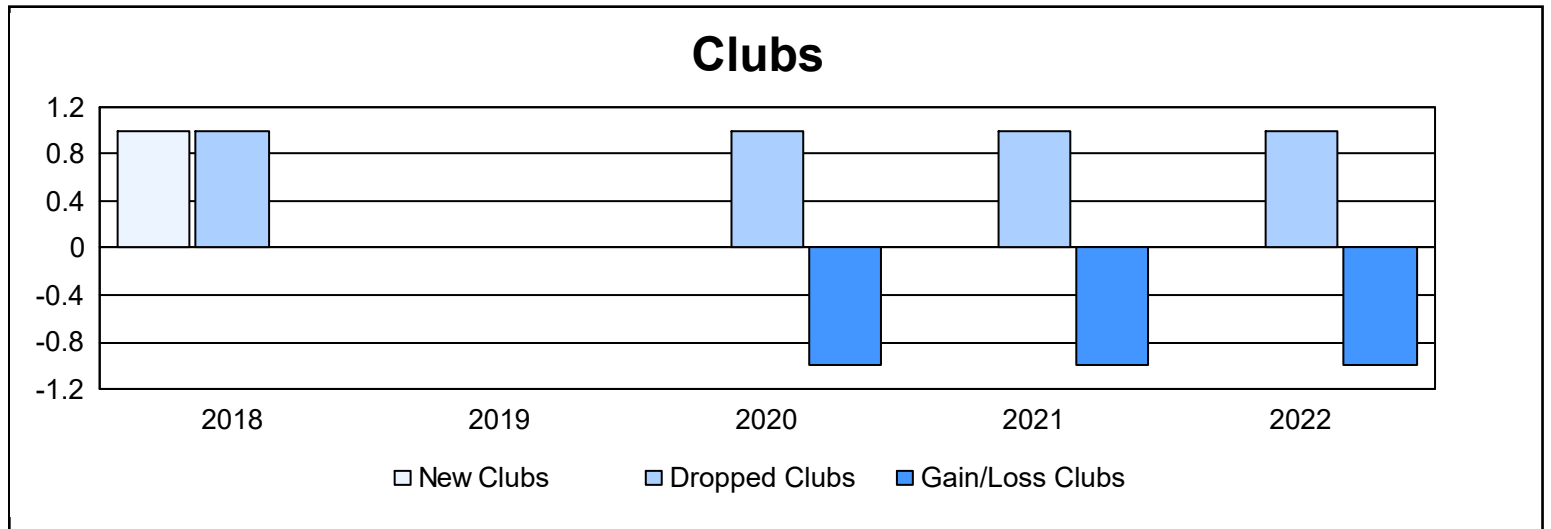
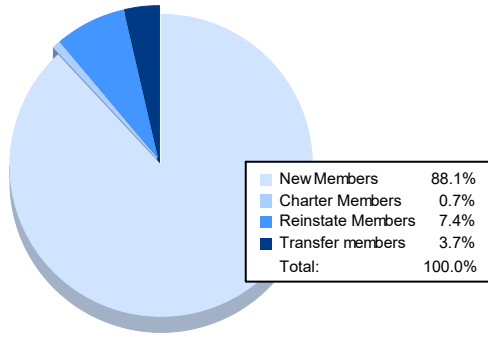


Year	New Clubs	Dropped Clubs	Gain/ Loss Clubs	New Members	Charter Members	Reinstate Members	Transfer Members	Total Member Added	Total Members Dropped	Gain/ Loss Members
2017-2018	1	1	0	114	28	7	3	152	185	-33
2018-2019	0	0	0	104	0	10	5	119	114	5
2019-2020	0	1	-1	66	1	8	8	83	127	-44
2020-2021	0	1	-1	63	1	1	1	66	126	-60
2021-2022	0	1	-1	119	1	10	5	135	116	19
<b>Average</b>	<b>0</b>	<b>1</b>	<b>-1</b>	<b>93</b>	<b>6</b>	<b>7</b>	<b>4</b>	<b>111</b>	<b>134</b>	<b>-23</b>



### Membership Composition June 2022 Cumulative



### Gender Composition June 2022 Cumulative

